



# Industry Spotlight

## Truck Transportation

Patrick & Henry Community College



# EMPLOYMENT



444

Regional employment / 1,685,688 in the nation

-5.3%↓

Avg Ann % Change Last 10 Years / +1.0% in the US

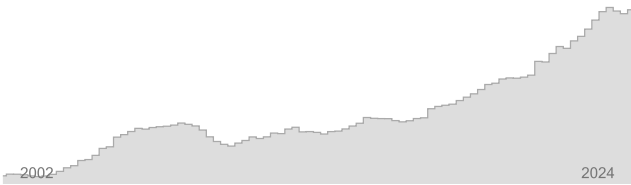


0.9%

% of Total Employment / 1.0% in the US



# WAGES



\$49,952

Avg Wages per Worker / \$66,659 in the nation

3.4%↑

Avg Ann % Change Last 10 Years / +3.3% in the US



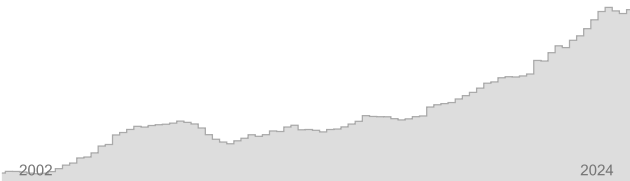
# TOP OCCUPATION GROUPS



# EMPLOYMENT



# WAGES



3-Digit Industry	Empl	Avg Ann Wages	LQ	5yr History	Forecast	
					Annual Demand	Ann Growth
Truck Transportation	444	\$49,952	0.89		45	-0.2%

- 💡 Employment is one of the broadest and most timely measures of a region's economy. Fluctuations in the number of jobs shed light on the health of an industry. A growing employment base creates more opportunities for regional residents and helps a region grow its population.
- 💡 Since wages and salaries generally compose the majority of a household's income, the annual average wages of a region affect its average household income, housing market, quality of life, and other socioeconomic indicators.

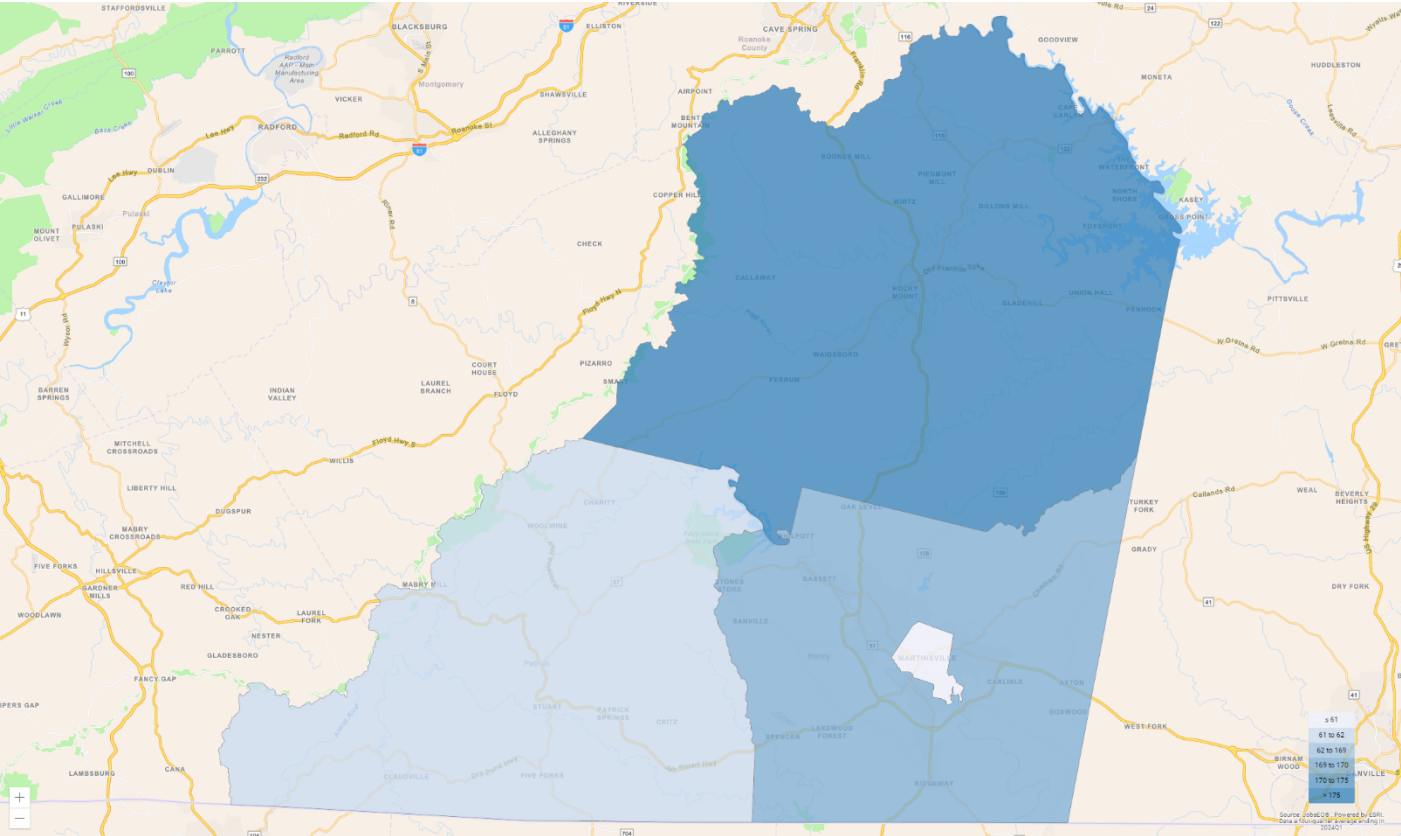
# Staffing Pattern



6-digit Occupation	Empl	Avg Ann Wages	Annual Demand
Heavy and Tractor-Trailer Truck Drivers	271	\$52,000	28
Laborers and Freight, Stock, and Material Movers, Hand	24	\$37,800	3
Light Truck Drivers	17	\$38,700	2
Bus and Truck Mechanics and Diesel Engine Specialists	17	\$50,500	1
First-Line Supervisors of Transportation and Material Moving Workers, Except Aircraft Cargo Handling Supervisors	12	\$58,100	1
Dispatchers, Except Police, Fire, and Ambulance	11	\$47,300	1
General and Operations Managers	11	\$109,800	1
Office Clerks, General	11	\$37,000	1
Bookkeeping, Accounting, and Auditing Clerks	6	\$42,400	1
Industrial Truck and Tractor Operators	5	\$40,000	1
Remaining Component Occupations	44	\$54,100	4
<b>Total</b>	<b>429</b>		

💡 The mix of occupations points to the ability of a region to support an industry and its flexibility to adapt to future demand. Industry wages are a component of the cost of labor for regional employers.

# Geographic Distribution



Region	Empl	Region	Empl
Franklin County, Virginia	176	Patrick County, Virginia	62
Henry County, Virginia	170	Martinsville City, Virginia	36

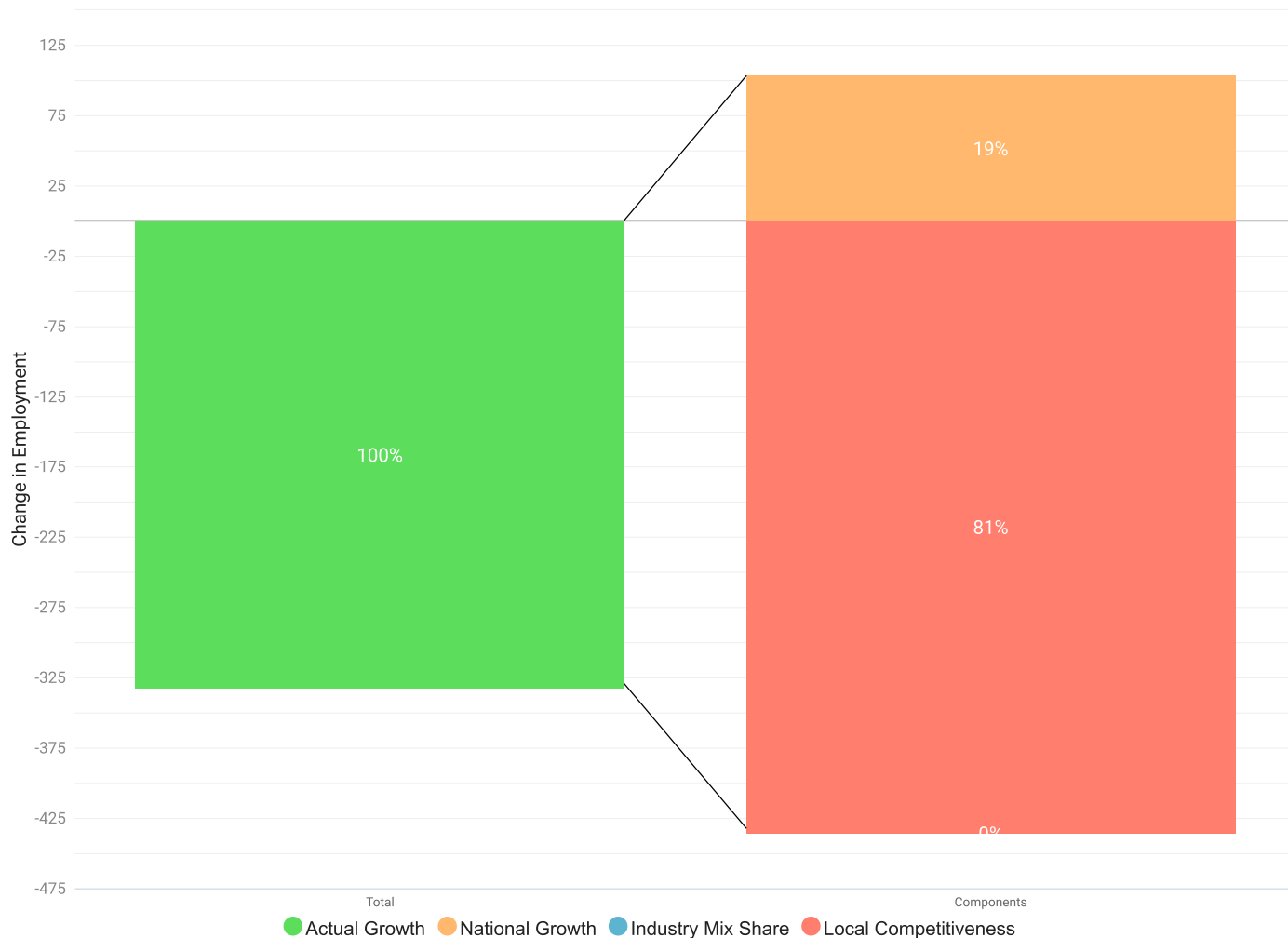
Source: JobsEQ®

💡 The geographic distribution of industry employment by place of work illustrates the impact on labor force demand and commuting patterns.

# Drivers of Employment Growth

Over the ten years ending 2023, employment in Truck Transportation for the Patrick & Henry Community College shed 332 jobs. After adjusting for national growth during this period and industry mix share, the part of this employment change due to local competitiveness was a loss of 435 jobs—meaning this industry was less competitive than its national counterpart during this period.

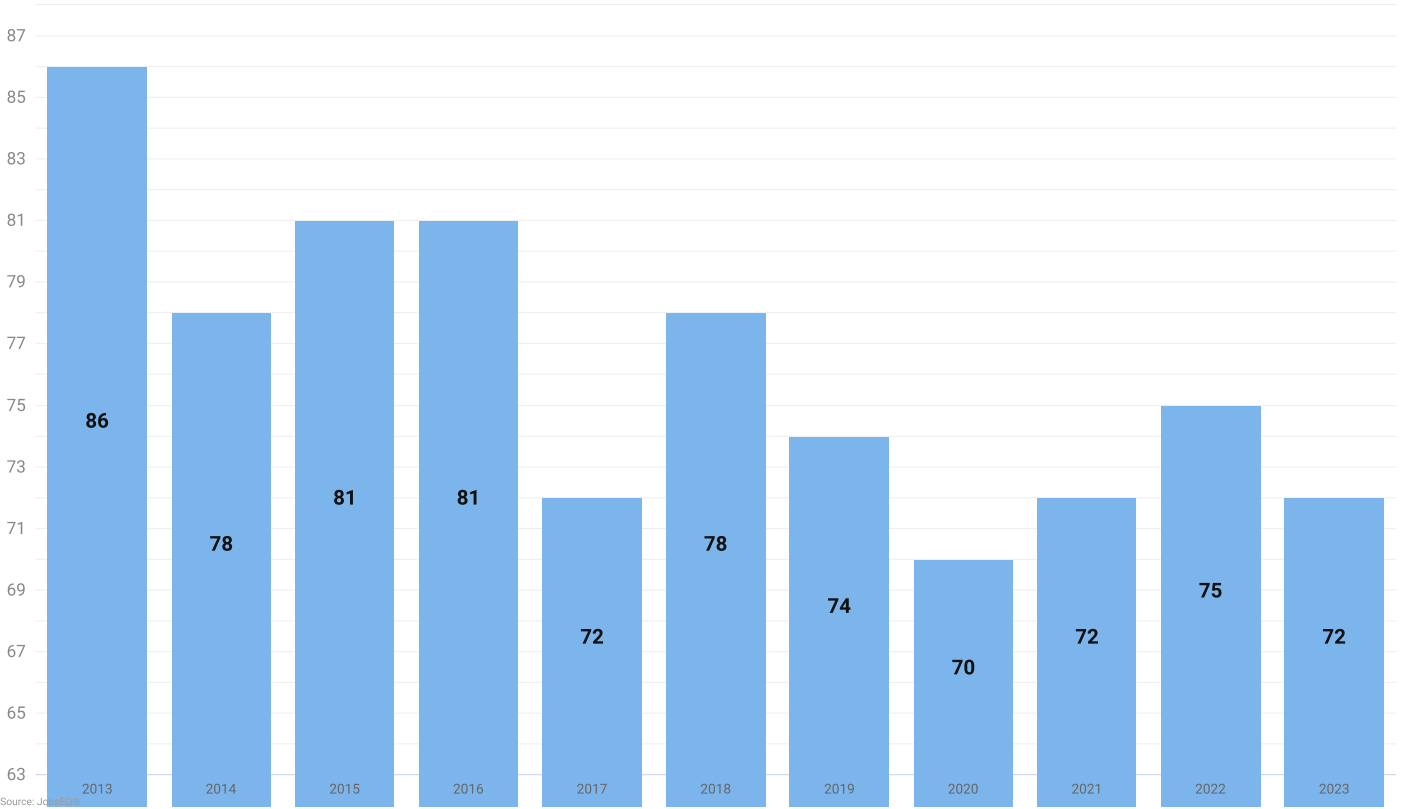
Drivers of Employment Growth for Patrick & Henry Community College



- Shift-share analysis sheds light on the factors that drive regional employment growth in an industry. A positive change in local competitiveness indicates advantages that may be due to factors such as superior technology, management, and labor pool, etc.
- National growth is due to the overall growth or contraction in the national economy. Industry mix share is the growth attributable to the specific industries examined (based on national industry growth patterns and the industry mix of the region).

# Establishments

In 2023, there were 72 Truck Transportation establishments in the Patrick & Henry Community College (per covered employment establishment counts), a decrease from 86 establishments ten years earlier in 2013.

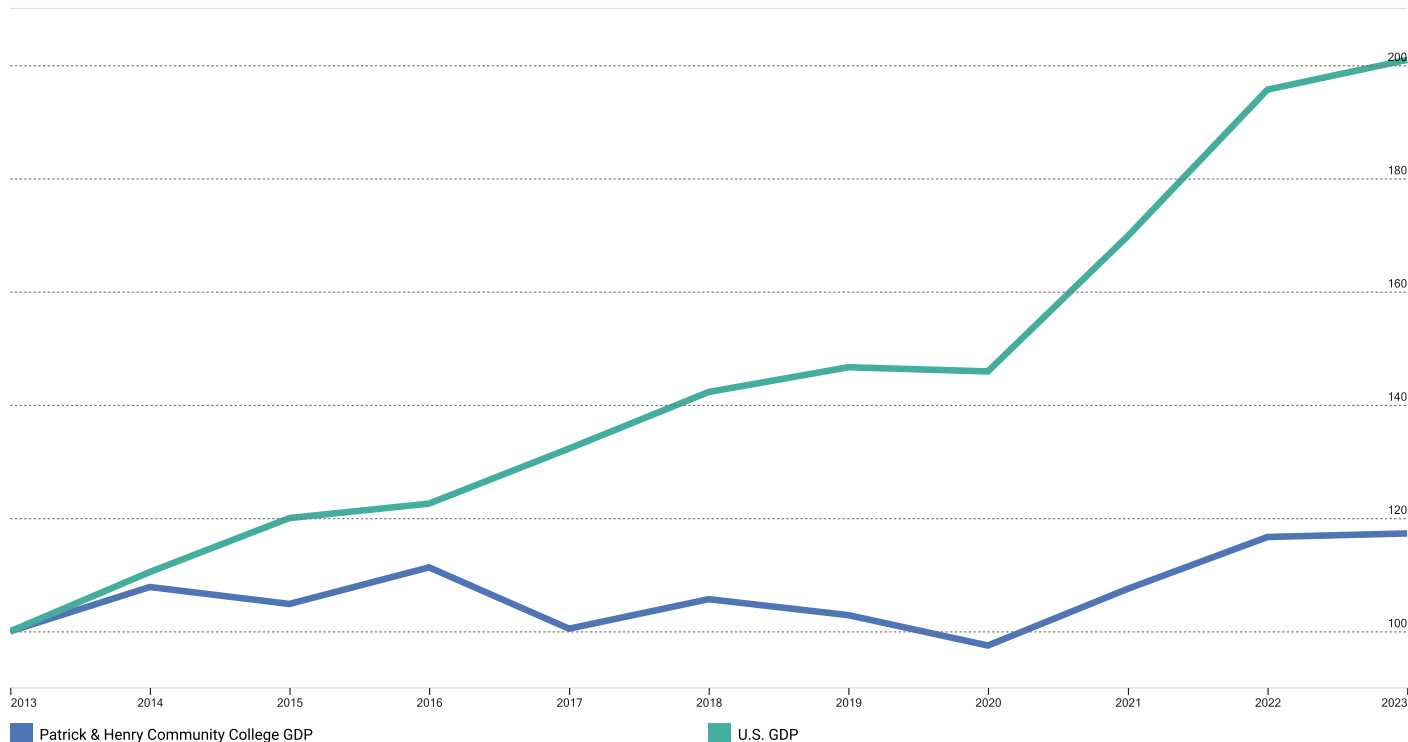


💡 New business formations are an important source of job creation in a regional economy, spurring innovation and competition, and driving productivity growth. Establishment data can provide an indicator of growth in businesses by counting each single location (such as a factory or a store) where business activity takes place, and with at least one employee.

# GDP & Productivity

In 2023, Truck Transportation produced \$55.8 million in GDP for the Patrick & Henry Community College.

GDP: Indexed 2013 = 100



## 1.2 %

Industry Share of Total GDP /  
**1.0 %** in the nation



## 1.6 % ↑

Avg Ann % Change Last 10 Yrs /  
**7.2 %** in the nation



## \$238k

Output per Worker /  
**\$319k** in the nation



💡 Gross domestic product (GDP) is the most comprehensive measure of regional economic activity, and an industry's contribution to GDP is an important indicator of regional industry strength. It is a measure of total value-added to a regional economy in the form of labor income, proprietor's income, and business profits, among others. GDP values shown on this page are nominal GDP data.

💡 Growth in productivity (output per worker) leads to increases in wealth and higher average standards of living in a region.



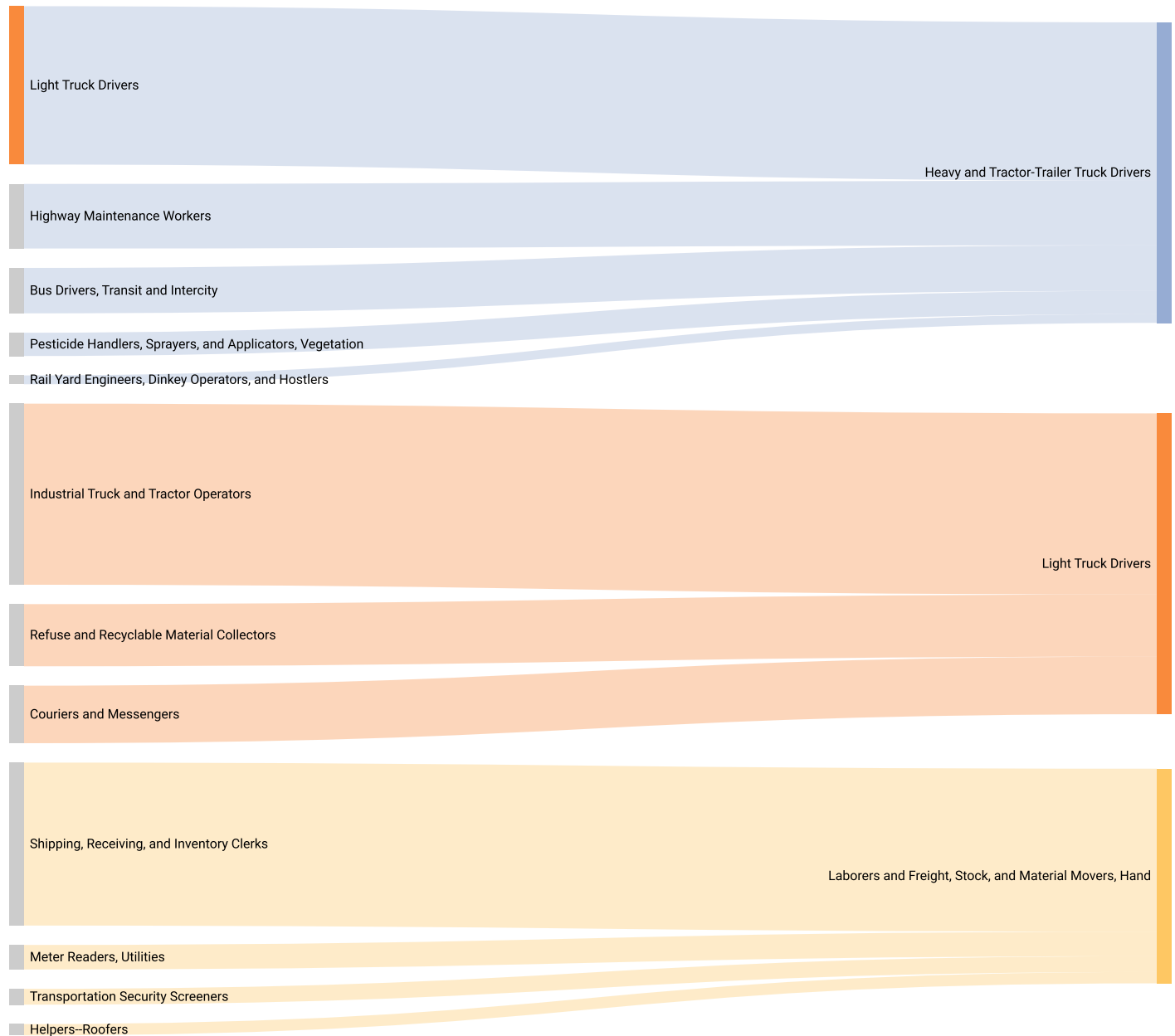
# Supply Chain: Top Suppliers

As of 2024Q1, Truck Transportation in the Patrick & Henry Community College are estimated to make \$62.7 million in annual purchases from suppliers in the United States with about 36% or \$22.4 million of these purchases being made from businesses located in the Patrick & Henry Community College.

3-digit Supplier Industries	Purchases from In-Region (\$M)	Purchases from Out-of-Region (\$M)
Petroleum and Coal Products Manufacturing	\$0.8	\$4.3
Couriers and Messengers	\$0.9	\$3.9
Administrative and Support Services	\$3.0	\$1.3
Support Activities for Transportation	\$0.7	\$3.5
Professional, Scientific, and Technical Services	\$1.0	\$3.2
Remaining Supplier Industries	\$16.0	\$24.0
Total	\$22.4	\$40.3

💡 Supplier-buyer networks can indicate local linkages between industries, regional capacity to support growth in an industry, and potential leakage of sales out of the region.

# Sector Strategy Pathways



💡 The graphics on this page illustrate relationships and potential movement (from left to right) between occupations that share similar skill sets. Developing career pathways as a strategy promotes industry employment growth and workforce engagement.

# Postsecondary Programs Linked to Truck Transportation

Program	Awards
<b>Patrick &amp; Henry Community College</b>	
Accounting and Related Services, Other	4
Automobile/Automotive Mechanics Technology/Technician	10
Business Operations Support and Secretarial Services, Other	5

Source: [JobsEQ®](#)

- 💡 The number of graduates from postsecondary programs in the region identifies the pipeline of future workers as well as the training capacity to support industry demand.
- 💡 Among postsecondary programs at schools located in the Patrick & Henry Community College, the sampling above identifies those most linked to occupations relevant to Truck Transportation. For a complete list see JobsEQ®, <http://www.chmuraecon.com/jobseq>