



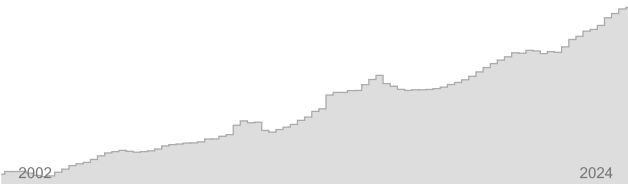
Industry Spotlight

Public Administration

Patrick & Henry Community College



EMPLOYMENT



2,149

Regional employment / 7,650,244 in the nation

1.6%[↑]

Avg Ann % Change Last 10 Years / +0.6% in the US

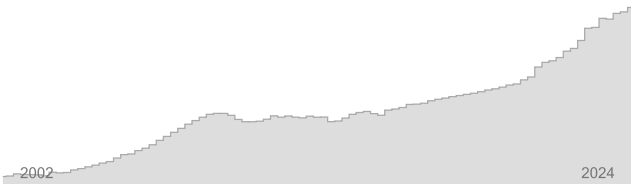


4.4%

% of Total Employment / 4.6% in the US



WAGES



\$50,135

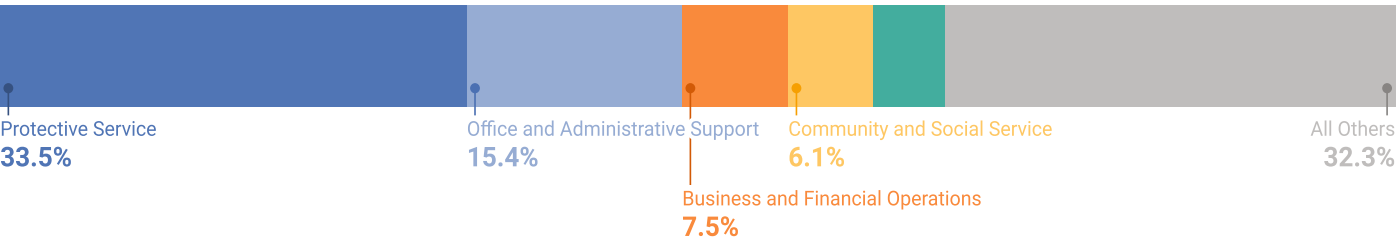
Avg Wages per Worker / \$81,434 in the nation

3.1%[↑]

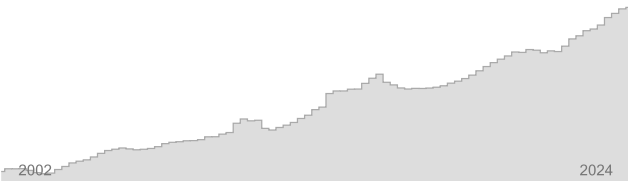
Avg Ann % Change Last 10 Years / +3.5% in the US



TOP OCCUPATION GROUPS



EMPLOYMENT



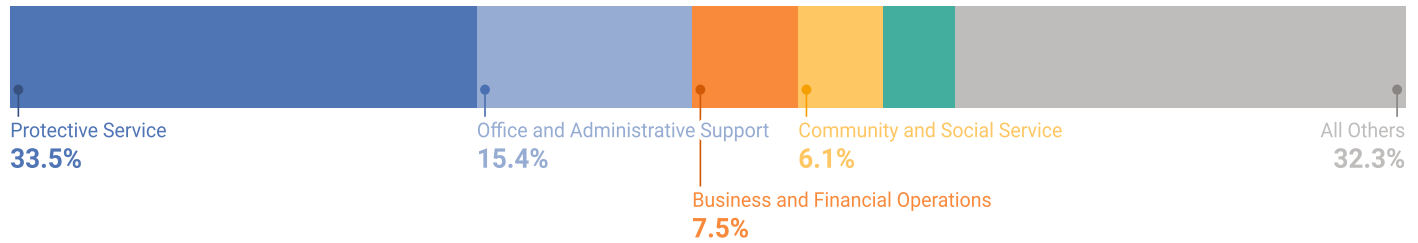
WAGES



2-Digit Industry	Empl	Avg Ann Wages	LQ	5yr History	Forecast	
					Annual Demand	Ann Growth
Public Administration	2,149	\$50,135	0.95		188	-0.4%

- 💡 Employment is one of the broadest and most timely measures of a region’s economy. Fluctuations in the number of jobs shed light on the health of an industry. A growing employment base creates more opportunities for regional residents and helps a region grow its population.
- 💡 Since wages and salaries generally compose the majority of a household’s income, the annual average wages of a region affect its average household income, housing market, quality of life, and other socioeconomic indicators.

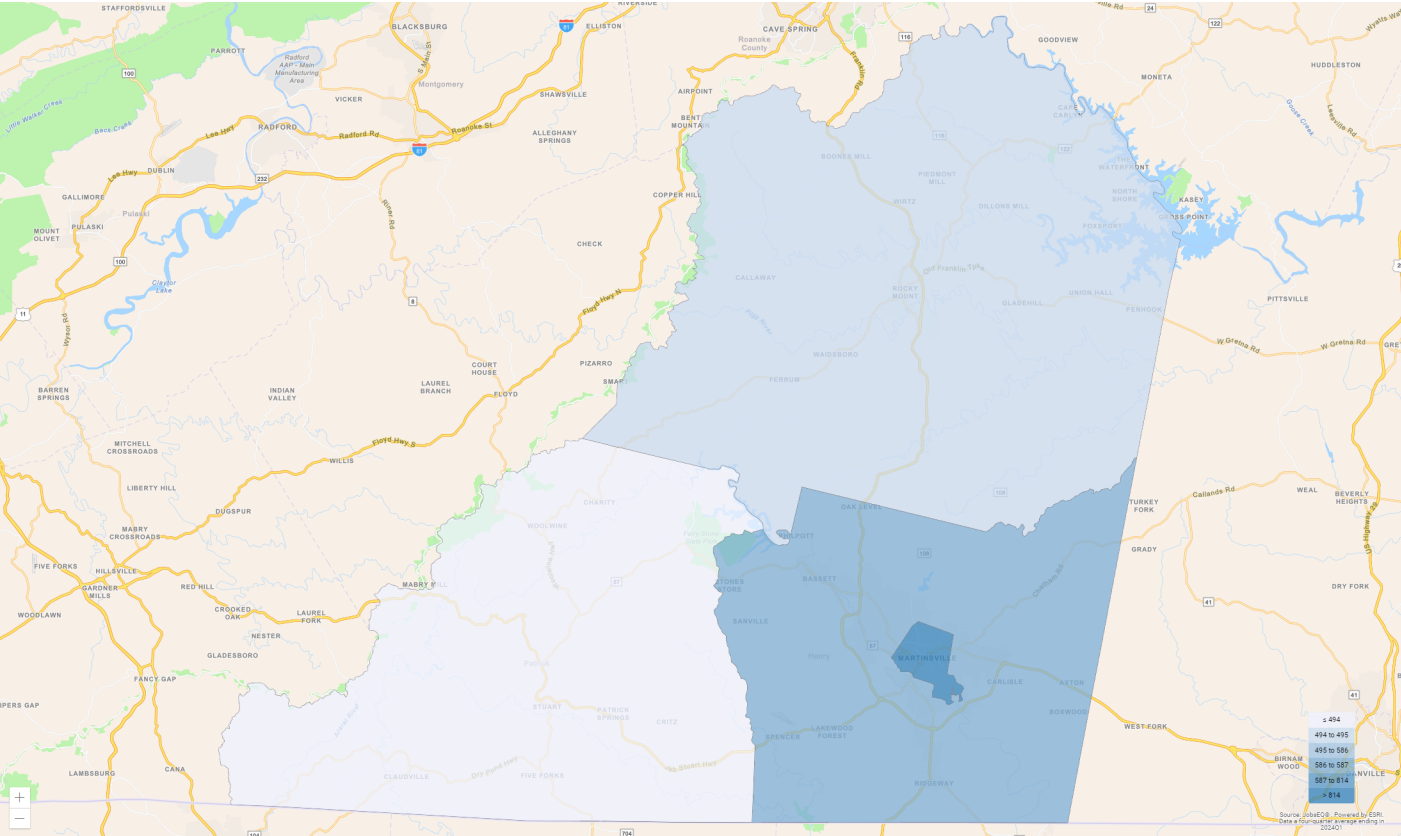
Staffing Pattern



6-digit Occupation	Empl	Avg Ann Wages	Annual Demand
Police and Sheriff's Patrol Officers	267	\$53,700	20
Firefighters	154	\$39,000	11
Correctional Officers and Jailers	98	\$50,100	7
Office Clerks, General	53	\$37,000	5
First-Line Supervisors of Police and Detectives	45	\$82,200	3
Court, Municipal, and License Clerks	44	\$43,000	4
Highway Maintenance Workers	44	\$45,200	4
Public Safety Telecommunicators	38	\$37,900	4
Management Analysts	37	\$95,800	3
Maintenance and Repair Workers, General	36	\$44,100	3
Remaining Component Occupations	1,283	\$63,100	121
Total	2,099		

💡 The mix of occupations points to the ability of a region to support an industry and its flexibility to adapt to future demand. Industry wages are a component of the cost of labor for regional employers.

Geographic Distribution

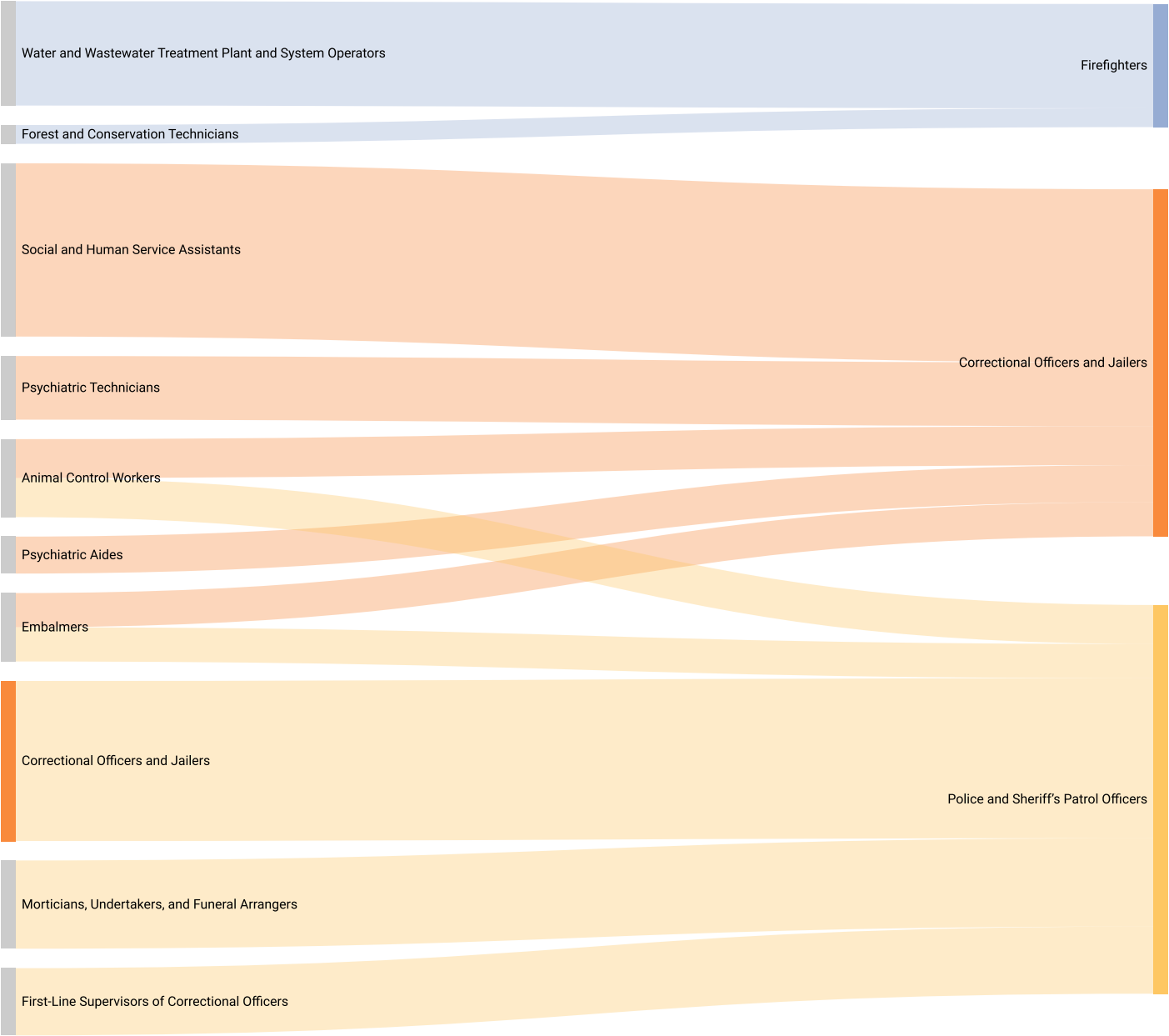


Region	Empl	Region	Empl
Martinsville City, Virginia	815	Franklin County, Virginia	495
Henry County, Virginia	587	Patrick County, Virginia	253

Source: JobsEQ®

💡 The geographic distribution of industry employment by place of work illustrates the impact on labor force demand and commuting patterns.

Sector Strategy Pathways



💡 The graphics on this page illustrate relationships and potential movement (from left to right) between occupations that share similar skill sets. Developing career pathways as a strategy promotes industry employment growth and workforce engagement.

Postsecondary Programs Linked to Public Administration

Program	Awards
Patrick & Henry Community College	
Accounting and Related Services, Other	4
Business Operations Support and Secretarial Services, Other	5
Child Care Provider/Assistant	19
Computer and Information Sciences, General	11
Criminal Justice/Law Enforcement Administration	8
Emergency Medical Technology/Technician (EMT Paramedic)	27
Engineering Technologies/Technicians, General	6
Industrial Electronics Technology/Technician	18
Licensed Practical/Vocational Nurse Training	9
Registered Nursing/Registered Nurse	21

Source: [JobsEQ®](#)

- 💡 The number of graduates from postsecondary programs in the region identifies the pipeline of future workers as well as the training capacity to support industry demand.
- 💡 Among postsecondary programs at schools located in the Patrick & Henry Community College, the sampling above identifies those most linked to occupations relevant to Public Administration. For a complete list see JobsEQ®, <http://www.chmuraecon.com/jobseq>