



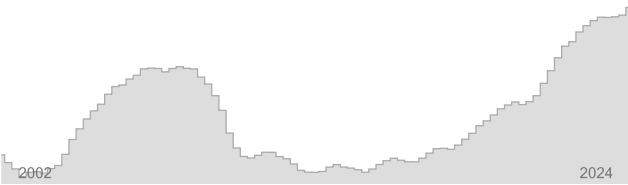
Industry Spotlight

Plumbing, Heating, and Air-Conditioning Contractors

Patrick & Henry Community College



EMPLOYMENT




392

Regional employment / 1,363,873 in the nation

4.5%↑

Avg Ann % Change Last 10 Years / +3.6% in the US

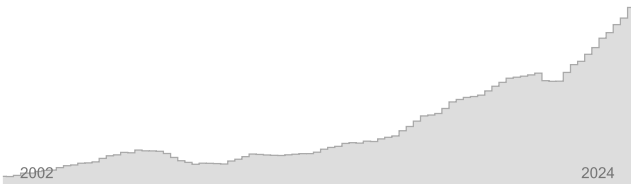


0.8%

% of Total Employment / 0.8% in the US



WAGES




\$56,314

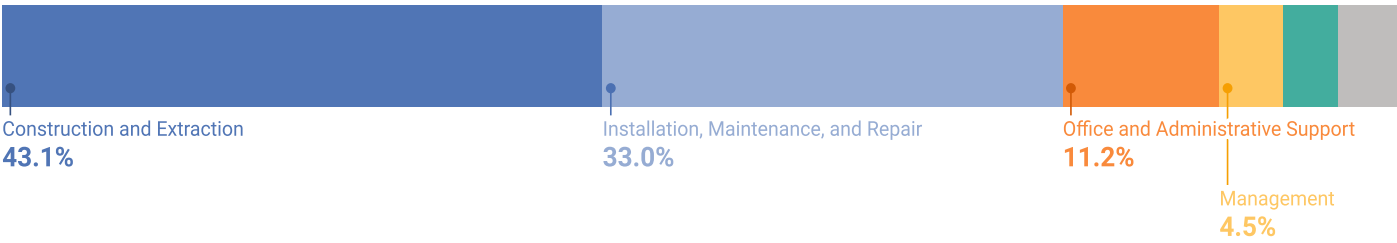
Avg Wages per Worker / \$73,294 in the nation

6.2%↑

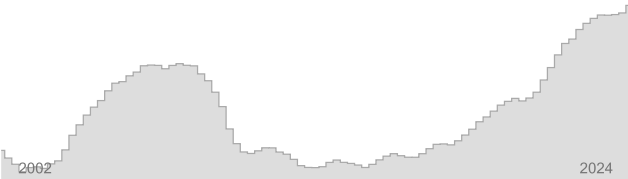
Avg Ann % Change Last 10 Years / +3.6% in the US



TOP OCCUPATION GROUPS



EMPLOYMENT



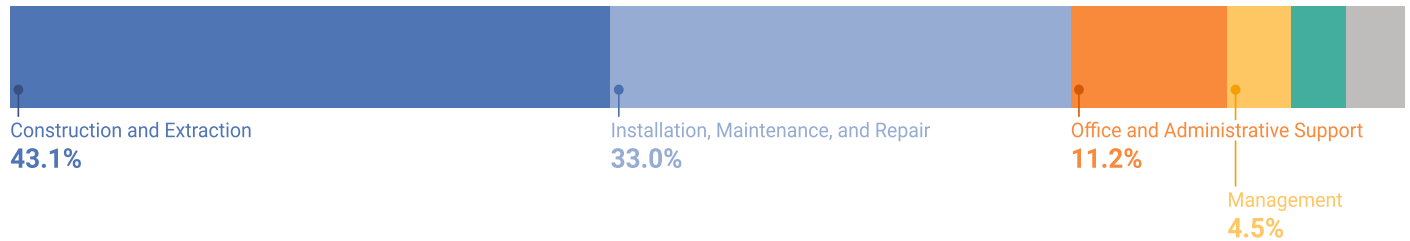
WAGES



5-Digit Industry	Empl	Avg Ann Wages	LQ	5yr History	Annual Demand	Forecast Ann Growth
Plumbing, Heating, and Air-Conditioning Contractors	392	\$56,314	0.97		35	-0.1%

- 💡 Employment is one of the broadest and most timely measures of a region's economy. Fluctuations in the number of jobs shed light on the health of an industry. A growing employment base creates more opportunities for regional residents and helps a region grow its population.
- 💡 Since wages and salaries generally compose the majority of a household's income, the annual average wages of a region affect its average household income, housing market, quality of life, and other socioeconomic indicators.

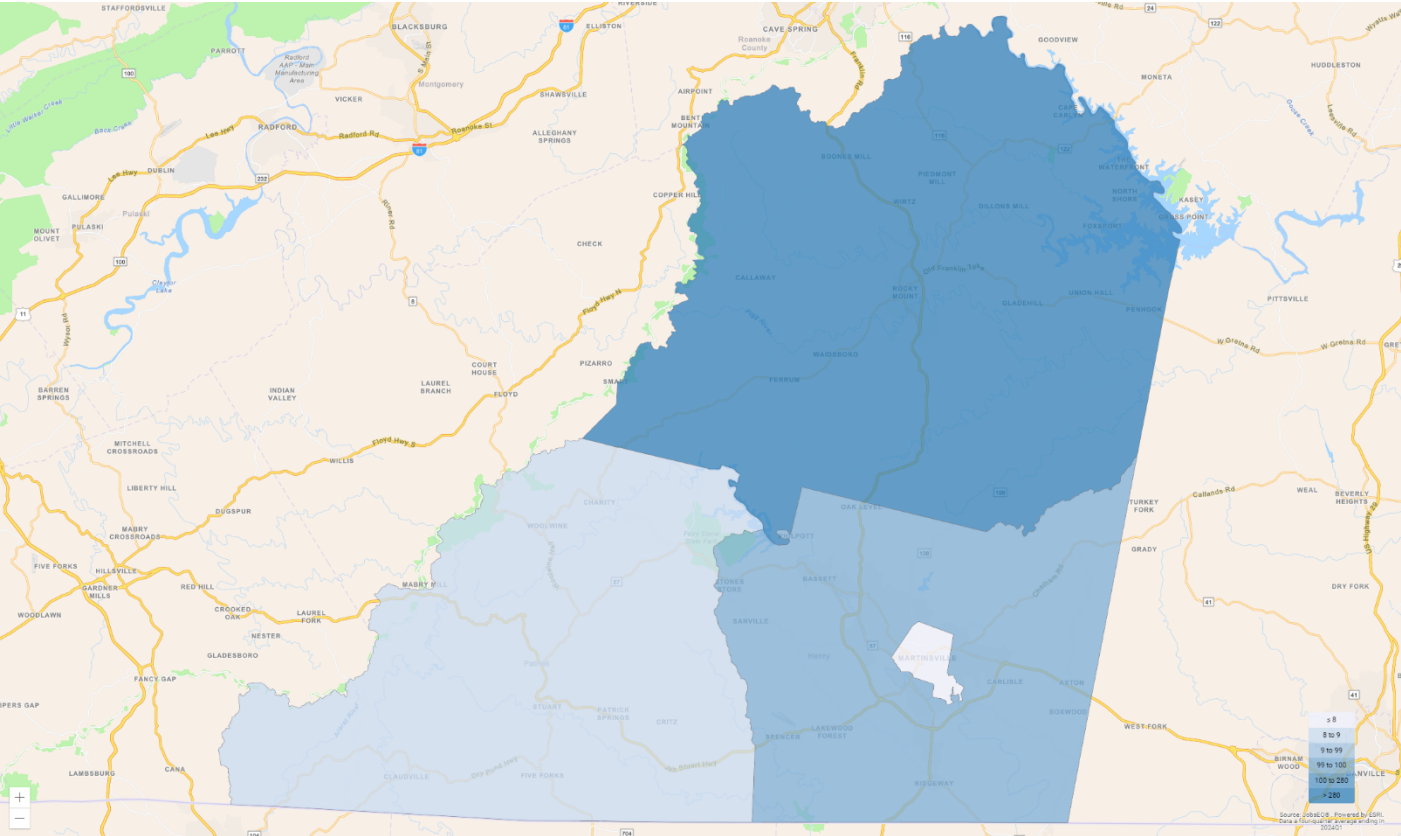
Staffing Pattern



6-digit Occupation	Empl	Avg Ann Wages	Annual Demand
Plumbers, Pipefitters, and Steamfitters	103	\$51,300	9
Heating, Air Conditioning, and Refrigeration Mechanics and Installers	102	\$50,200	9
First-Line Supervisors of Construction Trades and Extraction Workers	16	\$80,300	1
Sheet Metal Workers	16	\$48,800	1
Office Clerks, General	14	\$40,000	2
Helpers--Pipelayers, Plumbers, Pipefitters, and Steamfitters	13	\$33,600	1
General and Operations Managers	11	\$114,900	1
Helpers--Installation, Maintenance, and Repair Workers	11	\$35,600	1
Bookkeeping, Accounting, and Auditing Clerks	9	\$44,900	1
First-Line Supervisors of Mechanics, Installers, and Repairers	8	\$76,500	1
Remaining Component Occupations	74	\$58,600	7
Total	377		

💡 The mix of occupations points to the ability of a region to support an industry and its flexibility to adapt to future demand. Industry wages are a component of the cost of labor for regional employers.

Geographic Distribution

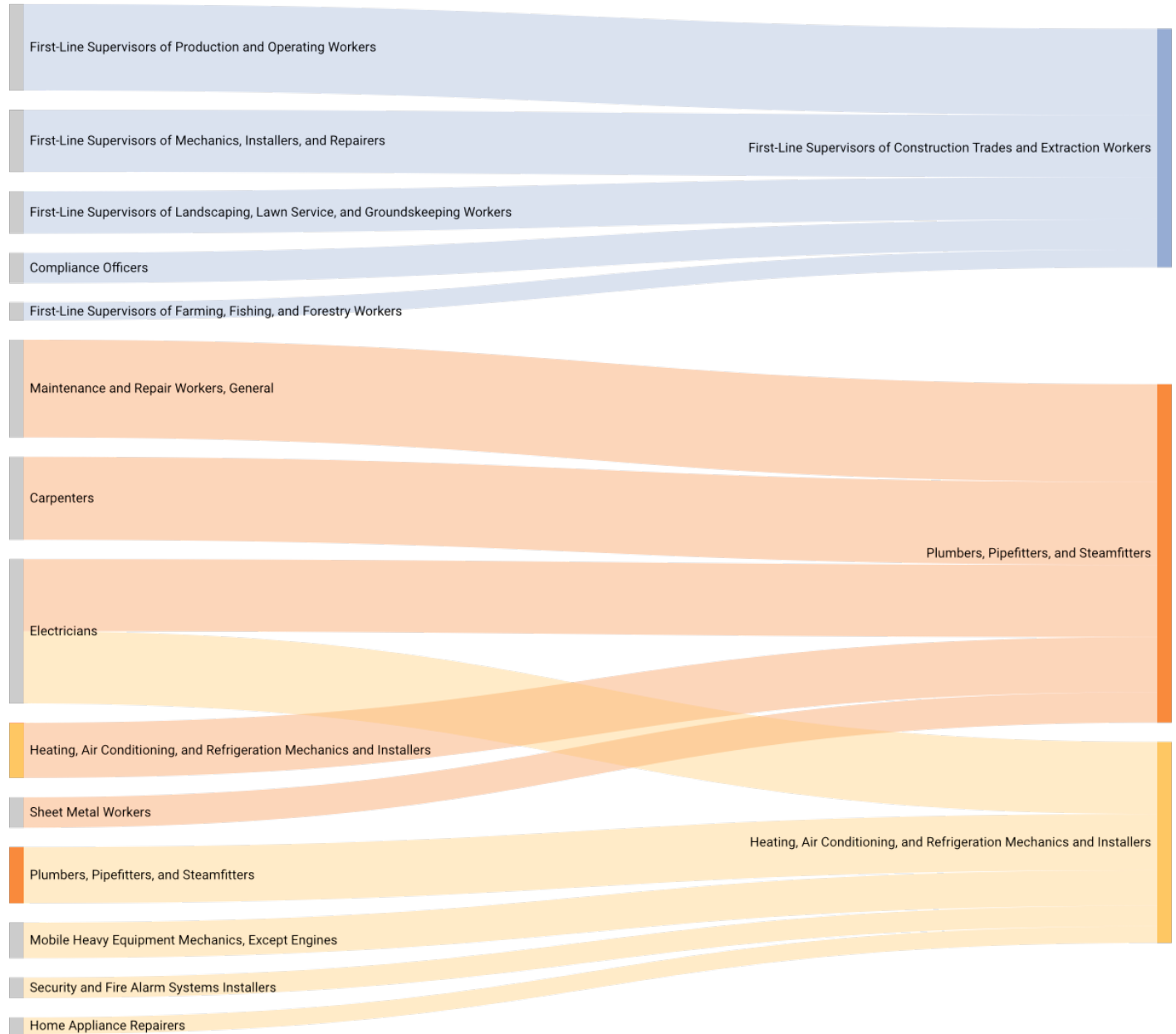


Region	Empl	Region	Empl
Franklin County, Virginia	281	Patrick County, Virginia	9
Henry County, Virginia	99	Martinsville City, Virginia	3

Source: JobsEQ®

- ⚡ The geographic distribution of industry employment by place of work illustrates the impact on labor force demand and commuting patterns.
- ⚡ Strong entrepreneurial activity is indicative of growing industries. Using self-employment as a proxy for entrepreneurs, a higher share of self-employed individuals within a regional industry points to future growth.

Sector Strategy Pathways



💡 The graphics on this page illustrate relationships and potential movement (from left to right) between occupations that share similar skill sets. Developing career pathways as a strategy promotes industry employment growth and workforce engagement.

Postsecondary Programs Linked to Plumbing, Heating, and Air-Conditioning Contractors

Program	Awards
Patrick & Henry Community College	
Accounting and Related Services, Other	4
Business Operations Support and Secretarial Services, Other	5
CAD/CADD Drafting and/or Design Technology/Technician	2
Criminal Justice/Law Enforcement Administration	8
Welding Technology/Welder	49

Source: [JobsEQ®](#)

- 💡 The number of graduates from postsecondary programs in the region identifies the pipeline of future workers as well as the training capacity to support industry demand.
- 💡 Among postsecondary programs at schools located in the Patrick & Henry Community College, the sampling above identifies those most linked to occupations relevant to Plumbing, Heating, and Air-Conditioning Contractors. For a complete list see JobsEQ®, <http://www.chmuraecon.com/jobseq>