



# Industry Spotlight

## Educational Services

Patrick & Henry Community College



# EMPLOYMENT



**4,414**

Regional employment / **13,243,960** in the nation

**-0.3%** ↓

Avg Ann % Change Last 10 Years / **+0.7%** in the US




**9.1%**

% of Total Employment / **8.0%** in the US



# WAGES



**\$42,672**

Avg Wages per Worker / **\$62,096** in the nation

**3.6%** ↑

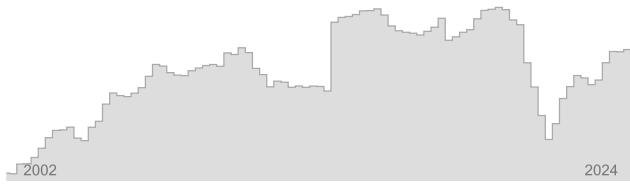
Avg Ann % Change Last 10 Years / **+3.3%** in the US




# TOP OCCUPATION GROUPS



# EMPLOYMENT



# WAGES



2-Digit Industry	Empl	Avg Ann Wages	LQ	5yr History	Annual Demand	Forecast Ann Growth
<b>Educational Services</b>	<b>4,414</b>	<b>\$42,672</b>	<b>1.13</b>		<b>401</b>	<b>-0.3%</b>

- 💡 Employment is one of the broadest and most timely measures of a region’s economy. Fluctuations in the number of jobs shed light on the health of an industry. A growing employment base creates more opportunities for regional residents and helps a region grow its population.
- 💡 Since wages and salaries generally compose the majority of a household’s income, the annual average wages of a region affect its average household income, housing market, quality of life, and other socioeconomic indicators.

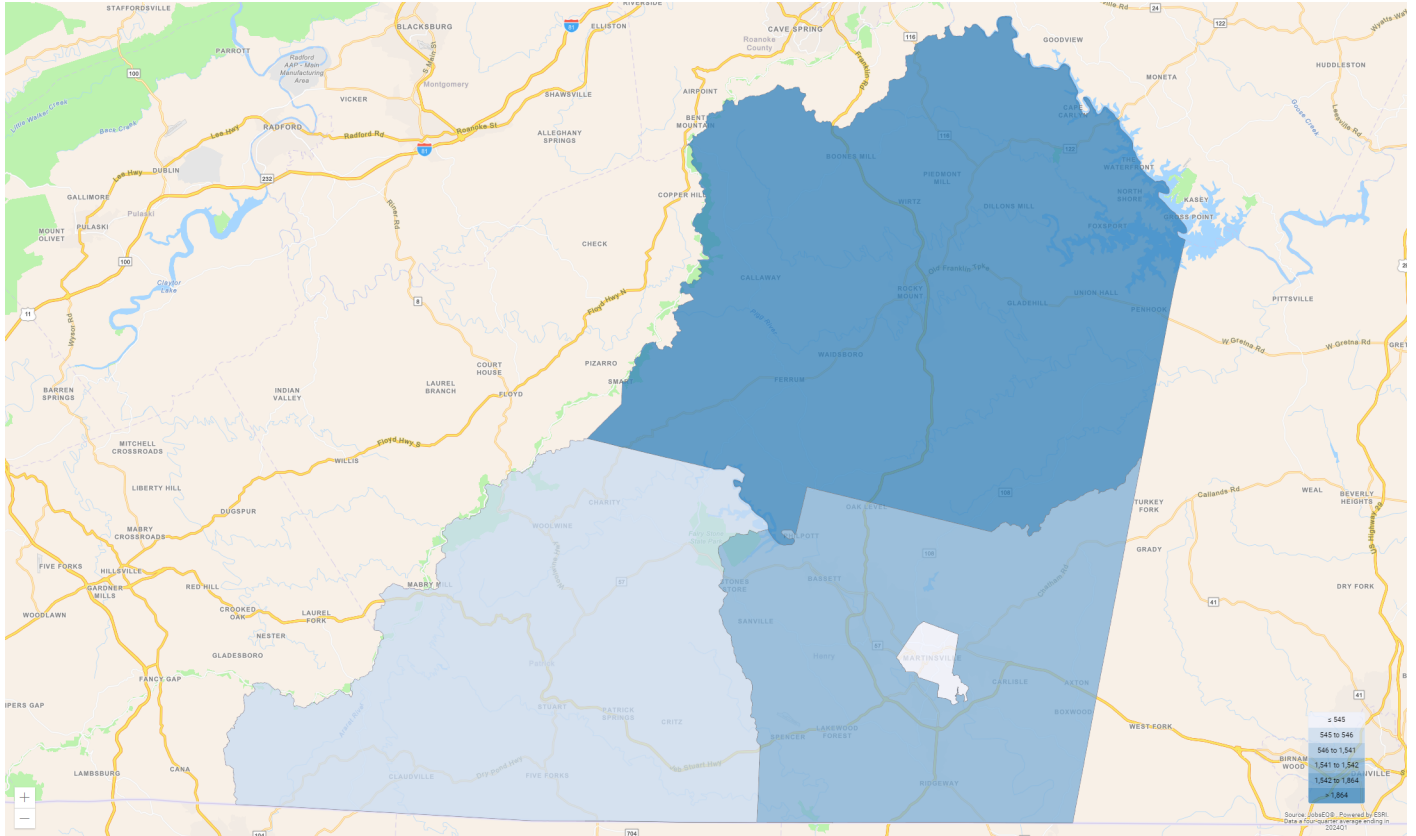
# Staffing Pattern



6-digit Occupation	Empl	Avg Ann Wages	Annual Demand
Elementary School Teachers, Except Special Education	561	\$57,300	36
Secondary School Teachers, Except Special and Career/Technical Education	430	\$63,300	25
Teaching Assistants, Except Postsecondary	426	\$34,900	48
Middle School Teachers, Except Special and Career/Technical Education	274	\$57,300	18
Substitute Teachers, Short-Term	234	\$34,700	28
Bus Drivers, School	167	\$42,900	25
Janitors and Cleaners, Except Maids and Housekeeping Cleaners	137	\$31,100	18
Education Administrators, Kindergarten through Secondary	114	\$91,100	7
Secretaries and Administrative Assistants, Except Legal, Medical, and Executive	93	\$40,700	8
Special Education Teachers, Kindergarten and Elementary School	92	\$58,000	6
Remaining Component Occupations	1,853	\$66,200	175
<b>Total</b>	<b>4,381</b>		

💡 The mix of occupations points to the ability of a region to support an industry and its flexibility to adapt to future demand. Industry wages are a component of the cost of labor for regional employers.

# Geographic Distribution



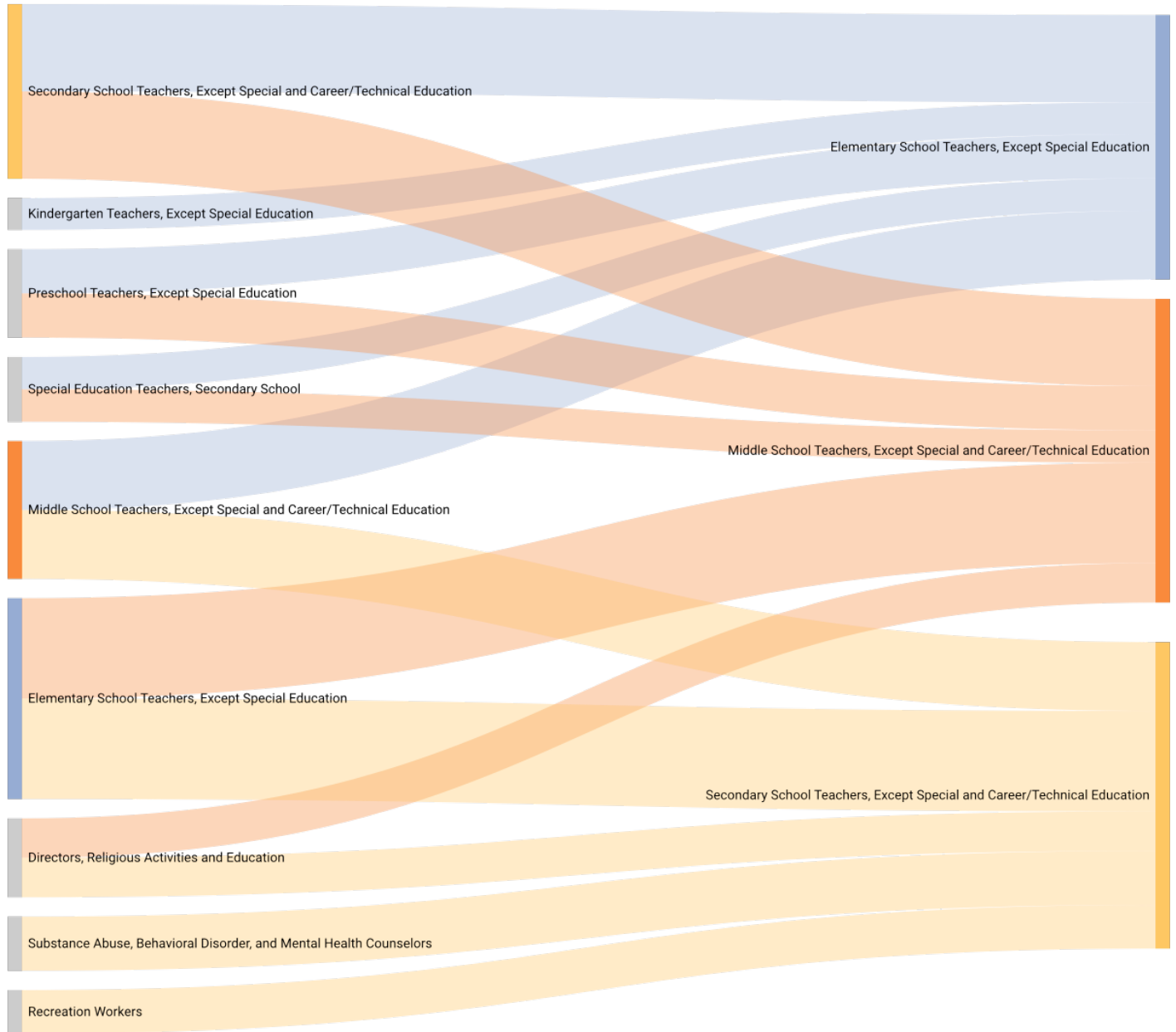
Region	Empl	Region	Empl
Franklin County, Virginia	1,865	Patrick County, Virginia	545
Henry County, Virginia	1,542	Martinsville City, Virginia	462

Source: JobsEQ®

💡 The geographic distribution of industry employment by place of work illustrates the impact on labor force demand and commuting patterns.

💡 Strong entrepreneurial activity is indicative of growing industries. Using self-employment as a proxy for entrepreneurs, a higher share of self-employed individuals within a regional industry points to future growth.

# Sector Strategy Pathways



💡 The graphics on this page illustrate relationships and potential movement (from left to right) between occupations that share similar skill sets. Developing career pathways as a strategy promotes industry employment growth and workforce engagement.

# Postsecondary Programs Linked to Educational Services

Program	Awards
<b>Patrick &amp; Henry Community College</b>	
Accounting and Related Services, Other	4
Business Operations Support and Secretarial Services, Other	5
Child Care Provider/Assistant	19
Computer and Information Sciences, General	11
Criminal Justice/Law Enforcement Administration	8
Health and Medical Administrative Services, Other	3
Liberal Arts and Sciences, General Studies and Humanities, Other	87
Liberal Arts and Sciences/Liberal Studies	237
Licensed Practical/Vocational Nurse Training	9
Registered Nursing/Registered Nurse	21

Source: [JobsEQ®](#)

- 💡 The number of graduates from postsecondary programs in the region identifies the pipeline of future workers as well as the training capacity to support industry demand.
- 💡 Among postsecondary programs at schools located in the Patrick & Henry Community College, the sampling above identifies those most linked to occupations relevant to Educational Services. For a complete list see JobsEQ®, <http://www.chmuraecon.com/jobseq>