



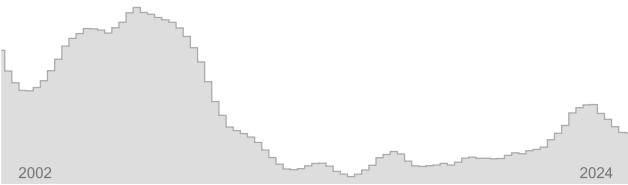
Industry Spotlight

Construction of Buildings

Patrick & Henry Community College



EMPLOYMENT



770

Regional employment / 2,354,134 in the nation

1.4%[↑]

Avg Ann % Change Last 10 Years / +3.2% in the US

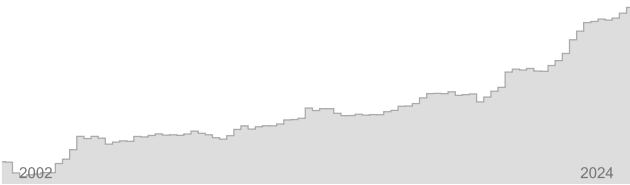


1.6%

% of Total Employment / 1.4% in the US



WAGES



\$44,824

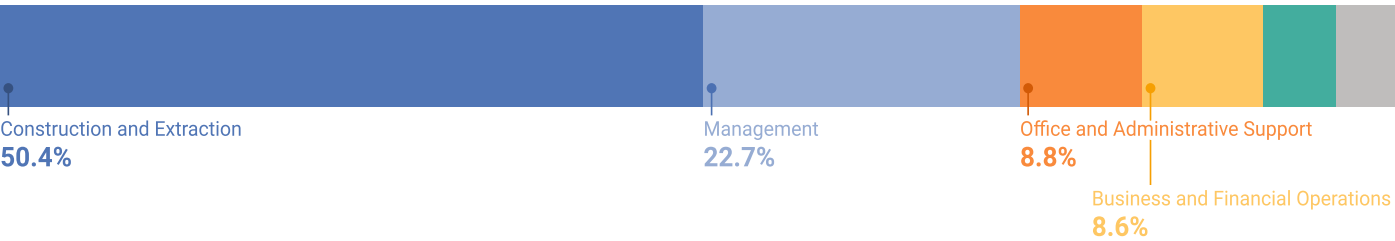
Avg Wages per Worker / \$77,439 in the nation

3.4%[↑]

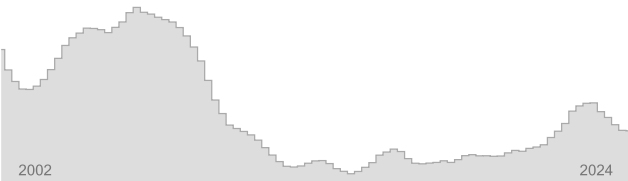
Avg Ann % Change Last 10 Years / +3.9% in the US



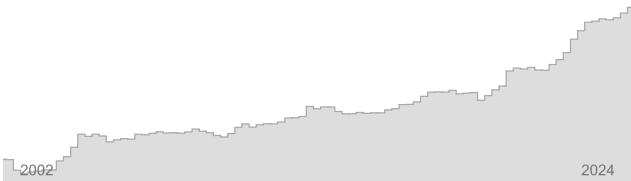
TOP OCCUPATION GROUPS



EMPLOYMENT



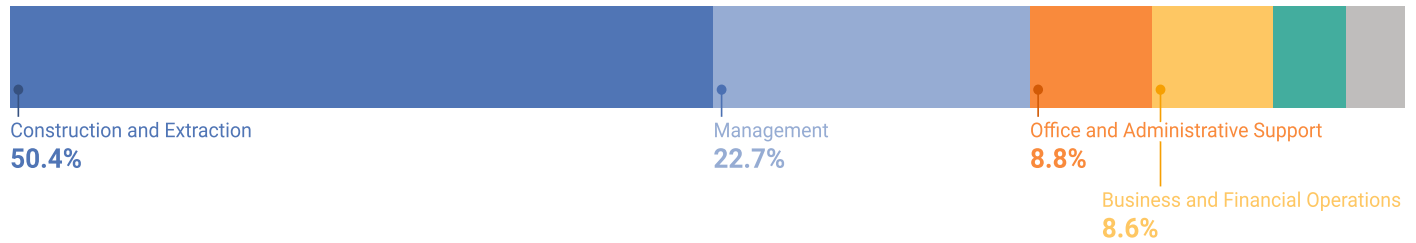
WAGES



3-Digit Industry	Empl	Avg Ann Wages	LQ	5yr History	Forecast	
					Annual Demand	Ann Growth
Construction of Buildings	770	\$44,824	1.11		63	-0.2%

- 💡 Employment is one of the broadest and most timely measures of a region’s economy. Fluctuations in the number of jobs shed light on the health of an industry. A growing employment base creates more opportunities for regional residents and helps a region grow its population.
- 💡 Since wages and salaries generally compose the majority of a household’s income, the annual average wages of a region affect its average household income, housing market, quality of life, and other socioeconomic indicators.

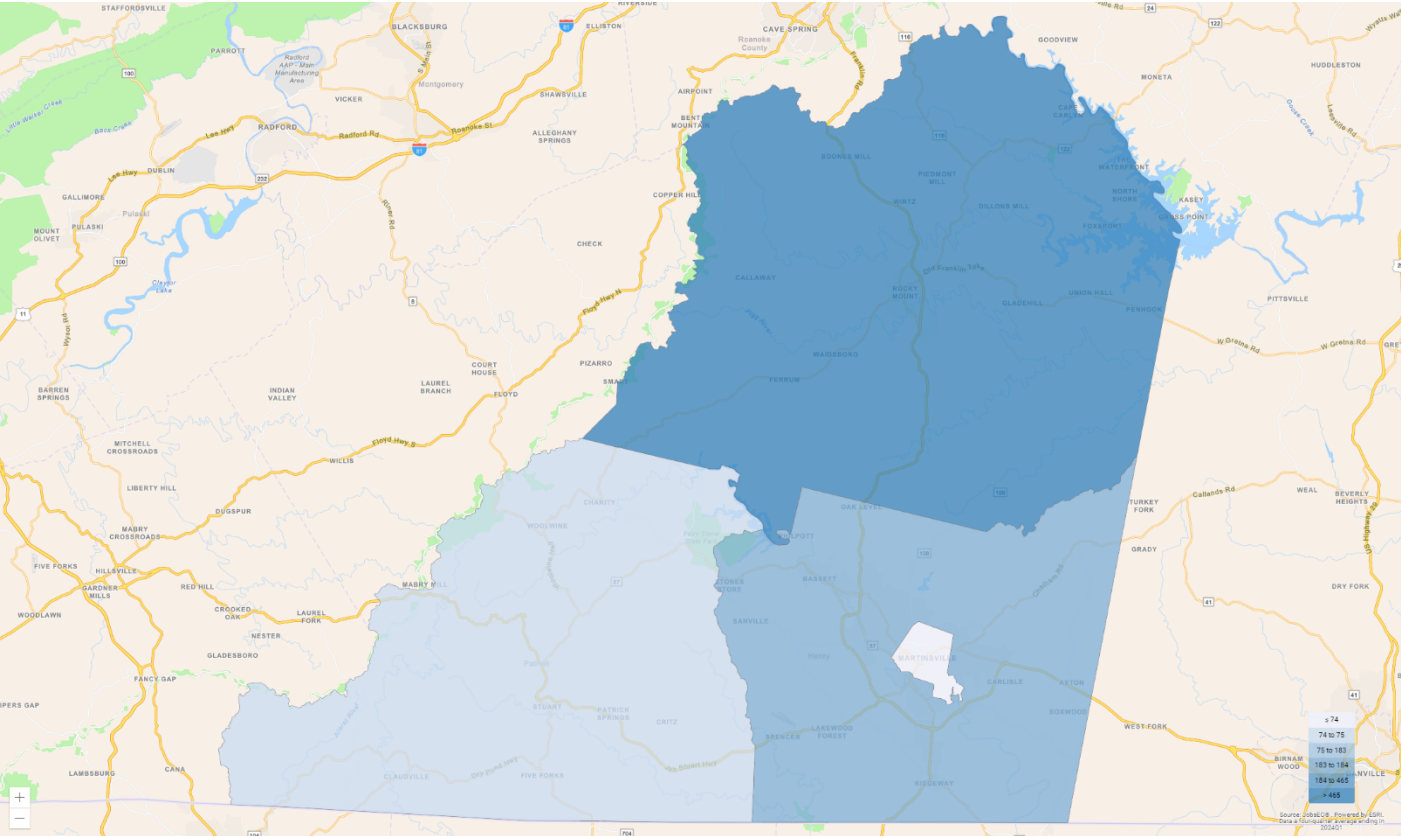
Staffing Pattern



6-digit Occupation	Empl	Avg Ann Wages	Annual Demand
Carpenters	142	\$48,100	11
Construction Laborers	109	\$34,800	10
Construction Managers	101	\$99,300	7
First-Line Supervisors of Construction Trades and Extraction Workers	65	\$68,100	5
Managers, All Other	37	\$98,100	3
Project Management Specialists	30	\$88,400	2
General and Operations Managers	26	\$116,800	2
Real Estate Sales Agents	23	\$61,700	2
Office Clerks, General	23	\$41,600	2
Bookkeeping, Accounting, and Auditing Clerks	15	\$44,700	2
Remaining Component Occupations	175	\$61,900	16
Total	746		

💡 The mix of occupations points to the ability of a region to support an industry and its flexibility to adapt to future demand. Industry wages are a component of the cost of labor for regional employers.

Geographic Distribution

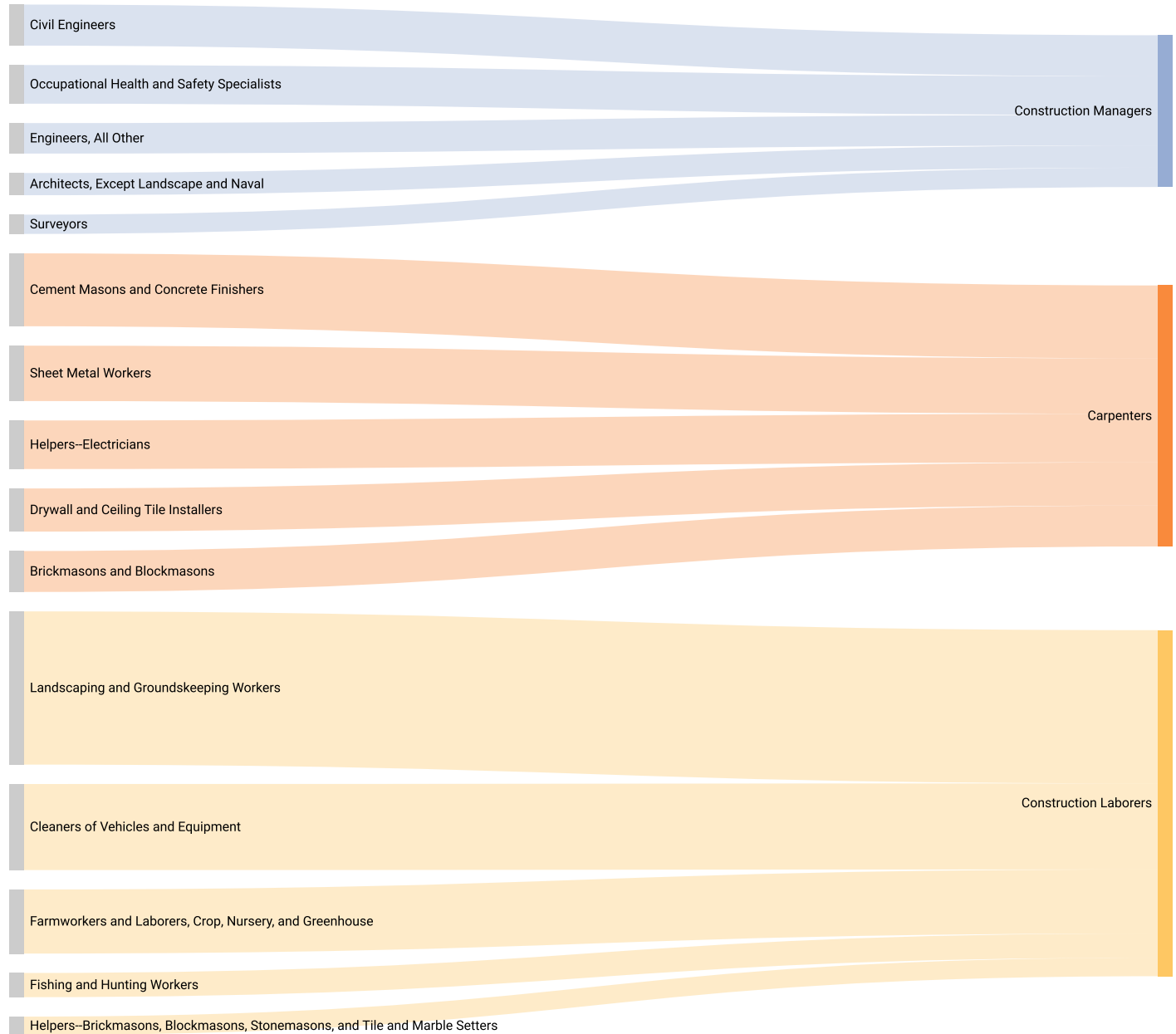


Region	Empl	Region	Empl
Franklin County, Virginia	466	Patrick County, Virginia	75
Henry County, Virginia	184	Martinsville City, Virginia	45

Source: JobsEQ®

💡 The geographic distribution of industry employment by place of work illustrates the impact on labor force demand and commuting patterns.

Sector Strategy Pathways



💡 The graphics on this page illustrate relationships and potential movement (from left to right) between occupations that share similar skill sets. Developing career pathways as a strategy promotes industry employment growth and workforce engagement.

Postsecondary Programs Linked to Construction of Buildings

Program	Awards
Patrick & Henry Community College	
Accounting and Related Services, Other	4
Business Operations Support and Secretarial Services, Other	5
CAD/CADD Drafting and/or Design Technology/Technician	2
Computer and Information Sciences, General	11
Criminal Justice/Law Enforcement Administration	8
Welding Technology/Welder	49

Source: [JobsEQ®](#)

- 💡 The number of graduates from postsecondary programs in the region identifies the pipeline of future workers as well as the training capacity to support industry demand.
- 💡 Among postsecondary programs at schools located in the Patrick & Henry Community College, the sampling above identifies those most linked to occupations relevant to Construction of Buildings. For a complete list see JobsEQ®, <http://www.chmuraecon.com/jobseq>